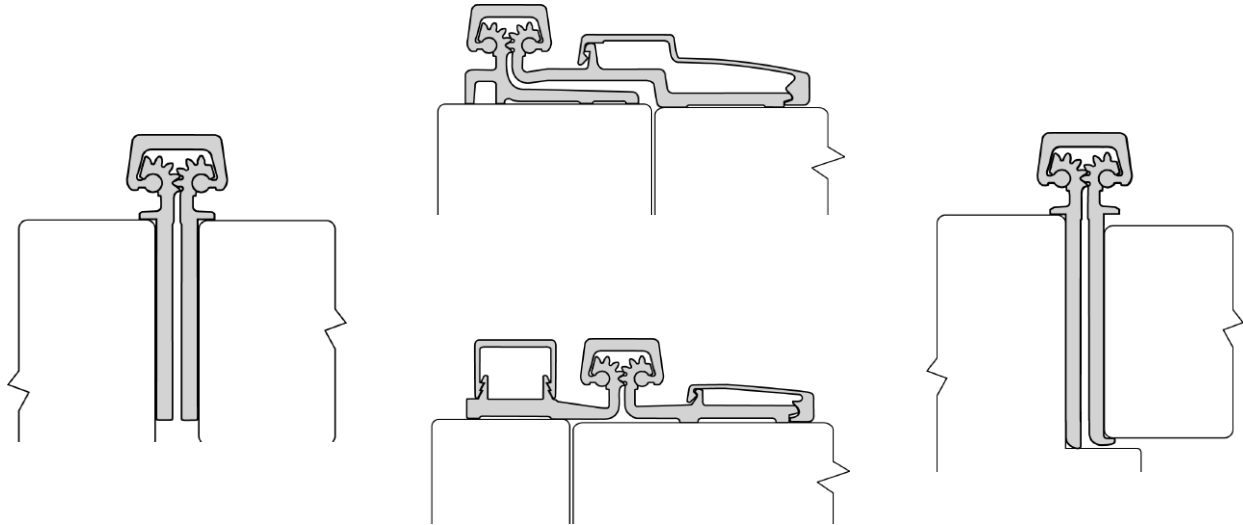




## ROTON SERIES

### CONTINUOUS GEAR HINGES



Roton Continuous Geared Hinges reduce stress by extending along the entire door height, eliminating any twist or sagging that can occur with traditional hinges or pivots. The door is also supported by 16 (standard duty) or 32 (heavy duty) patented Lubriloy bearings which further reduce friction making these hinges an excellent choice for high-traffic areas.

### PRODUCT FEATURES

- Available in full surface and full mortise.
- Heavy duty or standard duty.
- 83" standard or heavy duty.
- 95" heavy duty only.
- All other models are special order.
- Dril-Kwick® screws and sexbolts.
- Standard and custom lengths available.
- No door reinforcement required.
- No frame reinforcement required to 200 lbs. Use 16 gauge channel at higher weight.
- Can be used with any door and frame material security moldings.



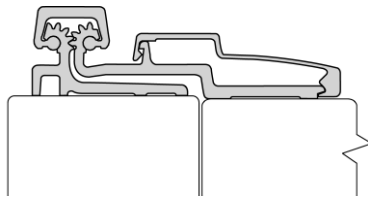
# ROTON SERIES

## CONTINUOUS GEAR HINGES

### FULL SURFACE MODELS

#### SWING CLEAR

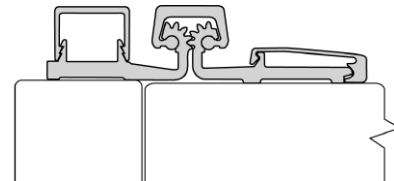
For Doors of any Material Standard & Heavy Duty.  
Standard duty for medium frequency doors and heavy duty for high frequency doors or heavy medium frequency doors.



780-210

#### LIMITED FRAME

For Doors of any Material Standard & Heavy Duty.  
Standard duty for medium frequency doors and heavy duty for high frequency doors or heavy medium frequency doors. 7/8" minimum frame clearance.

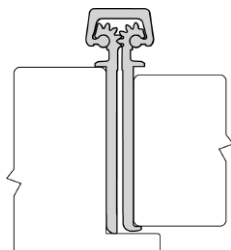


780-157

### CONCEALED LEAF MODELS

#### 3/32" RECESSED

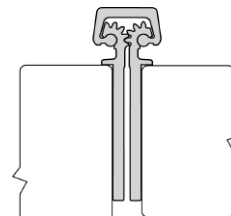
For Doors of any Material Standard & Heavy Duty.  
Standard duty for medium frequency doors and heavy duty for high frequency doors or heavy medium frequency doors.



780-224

#### FLUSH DOORS

For Doors of any Material Standard & Heavy Duty.  
Standard duty for medium frequency doors and heavy duty for high frequency doors or heavy medium frequency doors.



780-112



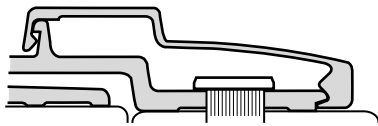
# ROTON SERIES

## CONTINUOUS GEAR HINGES

### REPLACEMENT MOLDINGS

#### DOOR LEAF MOLDING

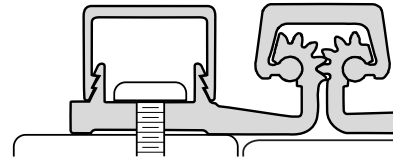
Door leaf molding for 780-210 (HD), 780-211 (HD),  
780-213 (HD), 780-045 (HD), 780-046 (HD)



780-210M

#### FRAME LEAF MOLDING

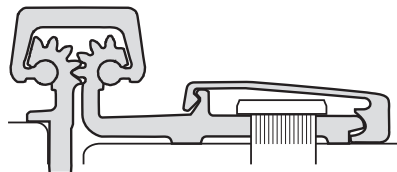
Frame leaf molding for 780-157 (HD), 780-257 (HD)



780-247M

#### DOOR LEAF MOLDING

Door leaf molding for 780-053 (HD), 780-054 (HD),  
780-155 (HD), 780-057 (HD), 780-157 (HD),  
780-257 (HD), 780-259 (HD)



780-052M