




# HARDWARE

## DEADLATCH, DEADBOLT & HOOKBOLT



701/702



705/706








703/704

| ITEM | DESCRIPTION          | BACKSET |
|------|----------------------|---------|
| 701  | 700 Series Deadlatch | 1-1/8"  |
| 702  | 700 Series Deadlatch | 31/32"  |
| 703  | 700 Series Deadbolt  | 1-1/8"  |
| 704  | 700 Series Deadbolt  | 31/32"  |
| 705  | 700 Series Hookbolt  | 1-1/8"  |
| 706  | 700 Series Hookbolt  | 31/32"  |






All supplied complete with flat face plate as standard  
Available in Aluminum or Duro Finish

## FACE PLATES






For 701/702

|  |  |   |   |  |
|--|--|---|---|--|
| No.721 Flat<br> | No.722 Radius<br> | No.723RH NO. 723LH<br>Radius with weatherstrip<br> | No.724 Left hand bevel<br> | No.725 Right hand bevel<br> |
|--|--|---|---|--|

For 703/704

|  |  |   |   |  |
|--|--|---|---|--|
| No.731 Flat<br> | No.732 Radius<br> | No.733RH NO. 733LH<br>Radius with weatherstrip<br> | No.734 Left hand bevel<br> | No.735 Right hand bevel<br> |
|--|--|---|---|--|

For 705/706

|  |  |   |   |  |
|--|--|---|---|--|
| No.741 Flat<br> | No.742 Radius<br> | No.743RH NO. 743LH<br>Radius with weatherstrip<br> | No.744 Left hand bevel<br> | No.745 Right hand bevel<br> |
|--|--|---|---|--|

## LEVERS & PUSH/PULL PADDLES



707



710



709



711

| ITEM | DESCRIPTION             | USE WITH |
|------|-------------------------|----------|
| 707  | Reversible Push or Pull | 701/702  |
| 709  | ADA Lever Handle *      | 701/702  |
| 710  | Lever Handle *          | 701/702  |
| 711  | Lever Handle *          | 701/702  |

\* Cam plug included

Available in Aluminum or Duro Finish



## CYLINDERS & THUMBTURNS



801



802



803

### BRASS



901



902



903

### ZINC

| ITEM | DESCRIPTION  |
|------|--|
| 801  | 1" Keyed 5 Pin Brass Cylinder<br>Schlage SC1 Keyway Standard |
| 802  | 1" Solid Brass Thumbturn                                     |
| 803  | 1" Solid Brass Dummy Cylinder                                |
| 901  | 1" Zinc Diecast Cylinder<br>Schlage SC1 Keyway Standard      |
| 902  | 1" Zinc Diecast Thumbturn                                    |
| 903  | 3/4" 1" Zinc Diecast<br>Dummy Cylinder                       |
| 950  | Rim Cylinder   |



950

Available in Aluminum or Duro Finish

801 and 901 standard keyed alike pairs (sold individually)  
or all keyed alike for an additional charge

## STAMPED TRIM RINGS



910



911

FOR USE WITH 800 & 900 CYLINDERS

| ITEM | DESCRIPTION                   |
|------|-------------------------------|
| 910  | Flanged Stamped Trim Ring     |
| 911  | Non-Flanged Stamped Trim Ring |

Available in Aluminum or Duro Finish

## DEADLATCH STRIKES & FLUSH BOLTS

712



FOR USE WITH  
701 & 702  
DEADLATCHES

713



| ITEM | DESCRIPTION                                  |
|------|--|
| 712  | Single Deadlatch Strike                      |
| 713  | Double Deadlatch Strike                      |
| 914  | 1/8" Mortise Flush Bolt -<br>12" Rod & Guide |

Available in Aluminum or Duro Finish



914