




DOOR CLOSER



Commercial Grade 2 Surface closer that conforms to the ANSI A156.4 standards and is UL/UL10C Listed. The adjustable (3014BFBC) closers meet the American with Disabilities Act requirements of 5 lbs. Interior and 8.5 lbs exterior ANSI A117.

PRODUCT FEATURES

- Non-handed, cast aluminum chassis.
- Stamped steel main arm, accommodates reveals up to 3 1/4", adjustable extension.
- Installation types; regular, top jamb & parallel arm mount. (requires PAB)
- Adjustable, independent, non-critical (sweep and latch) valves for consistent closing speeds.
- Adjustable hydraulic backcheck standard to provide cushioning and prevents uncontrolled opening of the door.
- Retrofits traditional closer.
- Available in adjustable spring power sizes 1-4 (3014BFBC or 3-6 (3036BC).
- Standard spring sizes 4 (3004BC) and 5 (3005BC).
- Maximum opening of up to 180 degrees.
- Fits standard 9-1/16" x 3/4" vertical mounting hole locations.
- UL and UL10C Listed.
- ANSI A156.4, Grade 2.
- Fasteners compatible for aluminum, hollow metal and wood doors and frames.
- 10 year limited warranty to be free of manufacturer's defects.
- A wide variety of options are available (see accessories page).



ACCESSORIES

NARROW DROP PLATE

For top jamb where the ceiling clearance is between 1-3/4" and 2-5/8". Permits parallel arm installation on doors with a minimum top rail of 2-1/2". (medium to narrow stile)



NDP

LARGE DROP PLATE


For top jamb mount when overhead ceiling clearance is less than 1-7/8". Permits parallel arm installation on doors with a minimum top rail of 2-1/2". (medium to narrow stile)



LDP

PARALLEL ARM BRACKET

Needed for mounting standard arm closer in parallel arm installation.



PAB3000

FRICTION HOLD OPEN


Standard friction hold open arm (non-handed)



HOARM3000

SEX NUTS

Sex nuts for 1-3/4" thick doors



SEXNUT